

LFP12100(12.8V100AH)

Document: Lithium Battery datasheet

Doc. Version: V4.0

Issue Date: 1-1-2024

Overview

NEATA Lithium iron phosphate battery module which designed for storage and power supply system application.

This battery module integrated with intelligent BMS with big advantages on safety, cycle life, energy density, temperature range and environmental protection.

This product specification describes the type, size, structure, electrochemistry performance, service life, and BMS characteristics.

The specification will be updated based on different customer requirement.

Advantages

The battery module consists of LFP cells, wire, BMS and ABS container.

- Packed with high performance LFP single cell, long life, safety and wide temperature range
- High energy density, small size, light weight, no pollution;
- Packing with single cell container, fire retardant wire and copper connecting bar, stable and safe.
- Built-in BMS, with battery voltage, current, temperature and health management.
- LCD(optional) indicate the battery SOC and operating status.
- Support Max 4pcs in series.
- Flexible customization of dimensions
- More than 15 years design life, Stable performance, maintenance-free

Battery Images



Safety



Multipurpose

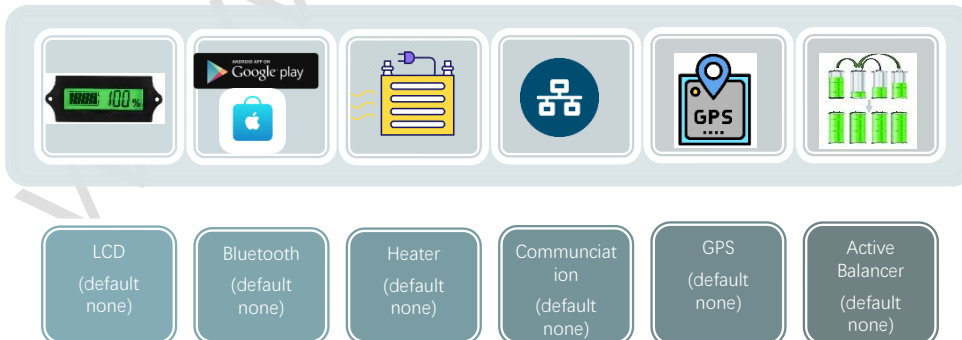


Simple Maintenance



Fast Charge/Discharge

Customization Functions



SHENZHEN NEATA POWER TECH CO.,LTD Reminder:

Note 1: Please always refer to the latest edition of our technical datasheet that published on our website to ensure safe and efficient operation.

LFP12100(12.8V100AH)

Document: Lithium Battery datasheet

Doc. Version: V4.0

Issue Date: 1-1-2024

Battery specification

ELECTRICAL SPECIFICATIONS

Cell Type - Chemistry	LiFePo4
Nominal Voltage	12.8V
Amp Hour Capacity	100AH
Dimensions	260*170*215mm
Weight	9.5±0.2kgs
Terminal Type	M8
Case Material	ABS-Sealed
Case IP Rating	IP65
Series connections	Max to 51.2V
Parallel connections	No limited
Storage Temperature	(-10 to 40°C)
Resistance - Milliohms	< 15
Self Discharge per Month	< 2%

CHARGE SPECIFICATIONS

Floating Charge Voltage	≤13.8V
Boost Charge Voltage	≤14.2V
Recommend Charge Current	≤20A
Max Charge current	≤100A
Charge current (0 to -10°C)	<0.1C
Charge current (-20 to -10°C)	<0.05C
Charge Temperature	(0 to 45°C)

DISCHARGE SPECIFICATIONS

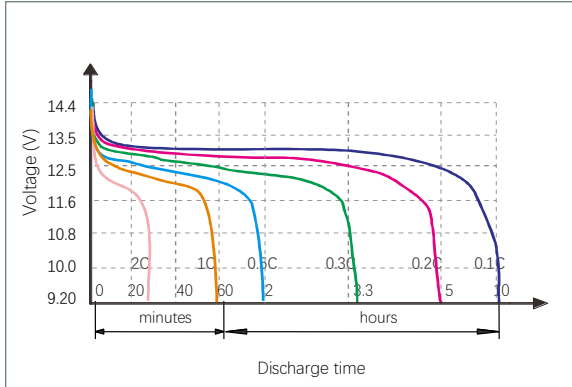
Recommend Discharge current	≤100A
Max Cont Discharge current	≤120A
Max Discharge Voltage	≥10.4V
Discharge Temperature	(-20 to 60°C)

BMS SPECIFICATIONS

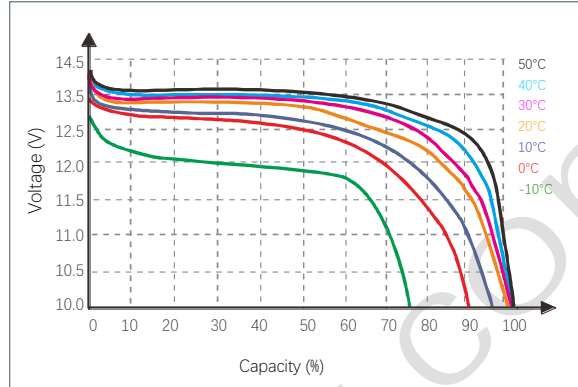
Version	Softversion	
Code	J-B04S100	
Primary Charge Current Protection	120±10A	10S±5S
Second Charge Current Protection	NA	
Third Charge Current Protection	NA	
High Voltage Protection	15±0.2V	2S±1S
Reconnect Voltage	14.2V	
Primary Discharging Current Protection	120±10A	10S±3S
Second Discharging Current Protection	330±80A	0.3S±0.2S
Third Discharging Current Protection	NA	
Low Voltage Protection	8.8±0.4V	
Reconnect Voltage	10.4±0.4V	
High Temp Protection	65±3°C	
Reconnect Temp	50°C	
Balancing voltage	13.2±0.2V	
Balancing current	200±50mA	
Shortage current	1320±300A	

Performance curve

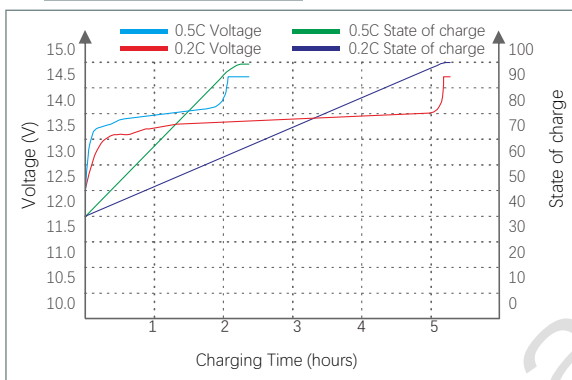
● Discharge characteristics (25°C)



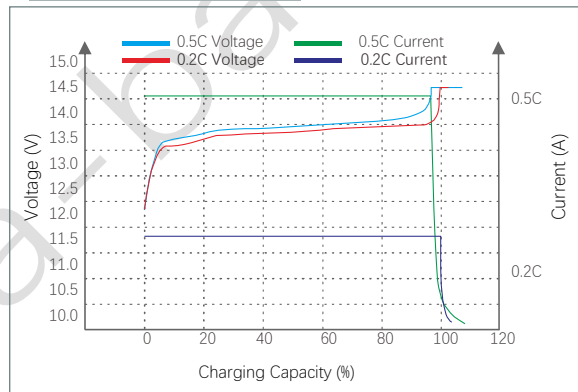
● Temperature effect on discharging (0.5C)



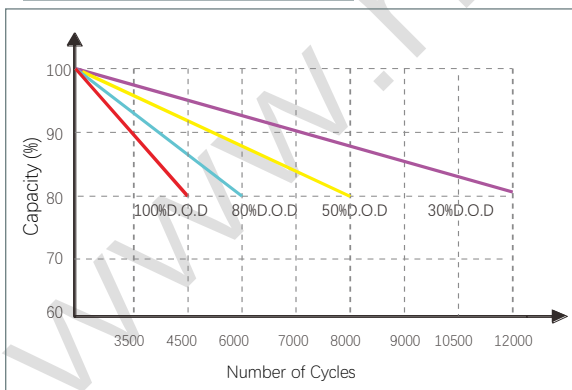
● State of Charge Curve (25°C)



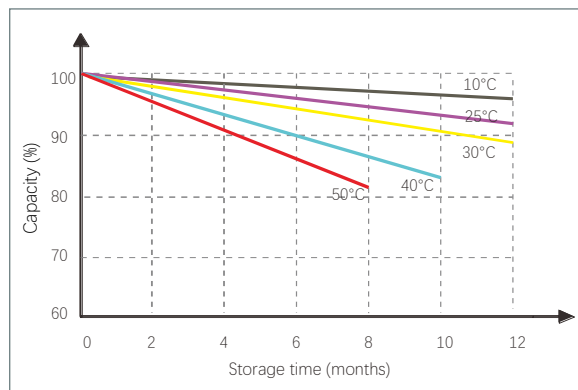
● Charge characteristics (25°C)



● Cycle Life On D.O.D 0.2C Rate (25°C)



● Self-Discharging Curve



Note 2: The above curves are based on laboratory testing data @ 25°C 40%RH